

WORD GUIDE

A Resource for Parents
and Caregivers


what's the

WORD

on the street?



From the moment your child is born, you help him on his journey to becoming a reader and a writer.



That's right: Early literacy begins as you make cooing sounds with your baby, continues as you label objects with your toddler, and builds as you talk with your preschooler about what he sees and does.

All this journey requires is a walk down the street, to the laundromat, around the house, or in the park. That's because you help your child build literacy skills as you go about your day and talk, talk, talk!

It may be simple, but the payoff is big. The more words your child hears and learns during her early years, the more she will understand the letters, sounds, and meaning of language as he grows. If you want to give your preschooler a super start towards becoming a reader and a writer, give her words, words, words!

On Sesame Street, we're so excited about language that each episode features a special word of the day. This guide introduces you to some of those words and gives you tips for helping your child learn many other words in simple, exciting, and meaningful ways.

We hope that you and your child find learning new words so much fun that you'll be excited to explore them in another language, so we've included Spanish words throughout this guide. As your child explores a new language, he'll discover that people all across the world use words to share their thoughts, ideas, and experiences—just as he does!

SO GET READY TO DIVE DEEP INTO LANGUAGE!

INSIDE YOU'LL FIND:

- **Ask Away, Move It, Link Up, and Tell Tales**, which highlight four important ways to build your child's language skills
- **In Your Own World**, which offers tips that link learning to real life
- **Word Recipes**—cards for exploring new words on the go.



WORD GUIDE

Ask Away

When you ask questions, your child is encouraged to explore words with all of her senses. The more she explores, the more she learns about the people, places, and things around her.

Ask away with the word "brush."

Look at this word card and ask your child to describe what she sees. What is the Count holding? A toothbrush! Does your child have a toothbrush? Ask her to describe it. What does it look like? What does she use it for? The way to say toothbrush in Spanish is *cepillo de dientes* (*seh-PEE-yo deh dee-EN-tess*). The next time you get ready to brush your teeth, try saying the Spanish word for toothbrush.

**brush**

A brush is something that has stiff hairs or bristles on it, like a hairbrush or toothbrush.

In Spanish, brush is **cepillo** (*seh-PEE-yo*).

**In Your Own World**

Hunt for other brushes around the house. Can you find a hairbrush, paintbrush, dog brush, or other types of brushes? Now, just like a detective, investigate and ask questions about each one. What is a brush? What are brushes used for? How are they the same...and different? Together, read the definition on the card.


Ask questions about other objects around your home, such as:

*Brooms and mops and sponges, too,
paper, pencils, tape, and glue,
tables, chairs, a creaky door—
ask and ask and ask some more!*

Here are some questions to ask while exploring objects:

What does the object feel like?
What does it look like?
What do we use it for?
Why is it important?
How is it the same as _____? How is it different than _____?

WITH EACH QUESTION, YOU ENCOURAGE YOUR CHILD TO DIVE DEEP INTO LANGUAGE!




WORD GUIDE

Move It

Get ready to jump, wiggle, and sway, because a great way to discover new words and build language is to move while you learn. That's because when your child explores words with his whole body, he will really feel their meaning, which helps him learn.

Get active with the word "toss."

Elmo is tossing a piece of paper into the trash. Now pretend that you are holding a piece of paper, just like Elmo. Use your whole body as you pretend to toss your paper into the trash. Did you make a basket?



toss

To toss is to throw gently.

In Spanish, toss is **lanzar** (lan-SAR).



In Your Own World

Try tossing a ball back and forth. What does the ball feel like? What part of your body is used when you toss it? What does "toss the ball" mean? Every time that you toss, try saying toss in Spanish: *lanzar*.

Explore other words as you play ball. Try kicking, rolling, bouncing, and carrying the ball. How are these movements similar to or different from tossing? As you play, come up with a definition for each word. Then try a game where you call out *kick*, *roll*, *bounce*, *carry*, or *toss*. You call out the word and your child acts it out. Then switch!

Here are some other great words to explore with body movement. Talk about each word as you move, move, move!

jump, run, stretch, wait, dance, lift, spin, hold, follow, wiggle, rock, celebrate, sit, rest, leap, shimmy, hop, skip, roll, prance

WITH EACH WORD YOU EXPLORE, YOU ENCOURAGE YOUR CHILD TO DIVE DEEP INTO LANGUAGE!




WORD GUIDE

Link Up

So how do you learn a really unfamiliar word? One great way is to link it to something your child already knows. For instance, a papaya is a kind of fruit. Your child probably knows the word “fruit” and now she will know that a papaya is something healthy to eat!

Build connections with the word “octagon.”

Elmo just drew a picture of an octagon. If your child is not familiar with an octagon, explain that it is a shape with eight sides and angles. What other shapes does she know? Try drawing each one and count its sides and angles. How is each picture different from the other shapes? Try counting the sides in Spanish: *uno* (OO-no), *dos* (dos), *tres* (trehs), *cuatro* (KWAH-tro), *cinco* (SEEN-co), *seis* (SEH-ees), *siete* (see-EH-teh), *ocho* (OH-cho). Count in Spanish the sides and angles of the other shapes you have drawn!

**octagon**

An octagon is a shape with eight sides and eight angles.

In Spanish, octagon is **octágono** (oc-TAH-go-no).

**In Your Own World**

Take your shapes to the streets! As you walk or drive, look for octagons, triangles, squares, and circles. You might find circles on the wheels of cars and squares in window frames. Point out any new shapes you see, like rectangles, hexagons, or even rhombuses.

When you get home, start a shape collection. Write the word “shapes” on a paper bag. Then draw and cut out pictures of all the shapes you have found and put them in the bag. Try a game in which you pick a shape out of the bag and describe it. You might say, “This shape is round like the wheel of a car.” Your child can guess which shape you are holding.

Start other word collections, too.

- How many different vegetables can you learn about together? Carrot, pepper, zucchini, cucumber, lettuce, cabbage...
- How many instruments? Piano, guitar, bongo drum, maraca, harp, glockenspiel, flute...
- How many insects? Ant, bee, beetle, dragonfly, moth, butterfly, grasshopper, ladybug...

AS YOU LINK THESE WORDS TOGETHER, YOU’LL HELP YOUR CHILD TO DIVE DEEP INTO LANGUAGE!




WORD GUIDE

Tell Tales

Everyone loves a good story. Folktales, rhymes, and books are not only fun to read and listen to, they're also a great way to learn new words and build language. As your child listens, he'll hear just how exciting words can be.

Tell a frightening tale together.

Tell a story about this picture: *When Telly went out for the day, he saw something that made him feel frightened. He had just begun to walk down Sesame Street when he heard a loud "grrrrr" coming from a big tree. When he looked up, he saw a _____.* Make up a story about what he saw. Was a bear stuck in the tree? If so, how did the bear get up there and how will it get down? What will your story be?

**frightened**

To be frightened means to feel afraid or scared.

In Spanish, frightened is **asustado** (ah-soos-TAH-doh).

In Your Own World

Talk together about what it is to be frightened. What does your tummy feel like when you are frightened? How do you breathe or walk when you're frightened? What makes you feel better? Now share a story about a time when you felt frightened and encourage your child to do the same. Then try drawing pictures that illustrate your stories. You might even make your very own "frightened book." How do you say "frightened" in Spanish? Use *asustado* to title your book.

Try making up stories, songs, and poems about other emotions, too. Can you come up with a: happy tale, silly poem, sad song, confused rhyme, or shy story?

**Here are some wonderful books that explore different emotions.**

Worried: *Wemberly Worried* by Kevin Henkes

Excited: *Umbrella* by Taro Yoshimo

Frustrated: *Alexander and the Terrible, Horrible, No Good, Very Bad Day* by Judith Viorst

Angry: *Sometimes I'm Bombalo* by Rachel Vail and Yumi Heo

Shy: *Yo, Yes* by Chris Rascha

Frightened: *Bedtime for Francis* by Russel Hoban

Nervous: *I Love You All Day Long* by Francesca Rusackas and Priscilla Burris

Sad: *My Friend Is Sad* by Mo Willems

Brave: *Sheila Rae, the Brave* by Kevin Henkes

Silly: *Today I Feel Silly* by Jamie Lee Curtis and Laura Cornell

**WITH EACH BOOK YOU READ AND EACH TALE YOU TELL,
YOU'LL BE HELPING YOUR CHILD TO DIVE DEEP INTO LANGUAGE!**

WORD GUIDE

Word Recipes

You and your child can build language each day. Here are some "recipes" for learning new words. Cut them out and use them on a rainy day, take them with you on the go, or keep them in a pile by your child's bed. Add your own word recipes to the mix!



Move It

with the word: **RHYTHM**

As you begin your day, create a rhythm with your feet or fingers, tapping on a table, chair, or book cover.

What does the word rhythm mean? It's a beat or movement that happens in a pattern.

Tap out a rhythm with your fingers or use your feet to stomp one on the street. You could clap out a cool pattern like 1, 2, 1, 2...(clap/clap-clap/clap-clap-clap...)

Turn on the radio, find a song you like, and clap along to the beat.

Ask Away

with the word: **COMPLIMENT**

Say, "I have a compliment for you," then tell your child something that is special about her, like "You are a super listener!"

Now ask how it felt to get that compliment.

What is a compliment? Have you ever given someone a compliment? What did you say?

Now look for opportunities to compliment each other throughout the day.



Link Up

with the word: **PENGUIN**

While you are out and about, look for birds. Where do you see birds? What do birds do? How do they get from one place to another? What sounds do they make?

Now introduce a new kind of bird...a penguin. A penguin is a black and white bird, but unlike the birds you've been seeing, it can't fly.

Later, look in books or on the Internet for pictures of penguins.

Notice how the penguin is similar to and different from the birds you have seen in your neighborhood.



Tell Tales

with the word: **UNANIMOUS**

Here's a story starter. How will you and your child finish this unanimous tale? *The Sesame friends all voted to go to the park. But just as they were packing up their balls and jump ropes, Grover announced that he had a different idea for spending their day...*

What does Grover want to do? Should the friends vote again? Will it be a unanimous vote? You decide!



WORD GUIDE

Ready, Set, Go...

You've got everything you and your child need to explore words together. Look around, talk about the things you see and do, and have fun using language! Ask questions as you explore objects. Use your whole body as you learn a new word, and try to link new words to ones that your child already knows. At the end of the day tell each other all about your adventures! You'll find that your word collection grows and grows with each new day.

AND DON'T FORGET TO TUNE IN TO **SESAME STREET** WHERE YOU'LL LEARN THESE **26** WONDERFUL WORDS!



brush	pirouette
cactus	persistent
cheer	penguin
compliment	unanimous
curly	toss
disguise	stuck
distract	scrumptious
fabulous	robot
friend	subtraction
frightened	rhythm
mustache	octagon
half	insect
glockenspiel	laundromat



SESAME STREET WHAT'S THE WORD ON THE STREET?™
WORD GUIDE: A RESOURCE FOR PARENTS AND CAREGIVERS

Vice President, Outreach and Educational Practices: **Jeanette Betancourt, Ed.D.**

Writer for Word Guide: **Rebecca Honig**
Writer for Word Cards: **PJ Tanz Slomovitz**
Line/Copy Editor: **Jeanette Leardi**
Proofreader: **Diane Feldman**

Vice President, Marketing and Brand Strategy: **Suzanne Duncan**
Vice President, Creative Director: **Janet Jenkins**
Director, Marketing and Creative Services: **Giao Roever**
Studio Manager, Marketing and Creative Services: **Alysia Christiani**
Designer: **Andrea Sepic, Red Herring Design**

Senior Project Director: **Lynn Chwatsky**
Project Manager: **Debbie Plate**
Director, Domestic Research: **David Cohen**
Content Director: **María del Rocío Galarza**
Director of Outreach and Station Relations: **Esther Ready**
Curriculum Specialist: **Rebecca Honig**

Vice President, US Television Relations: **Bobbi English**

Director of Content: **Takiema Bunche-Smith**
Assistant Director of Content: **Jane Park**
Senior Curriculum Specialist: **Autumn Zitani-Stefano**
Director of Education and Research, Digital Media: **Makeda Mays**
Senior Broadband Producer, Digital Media: **Alex Glover**
Technical Operations: **Sharon Fernandez, Tracy Martin, Albert Santana**

SESAME STREET MAGAZINE

Editor in Chief: **Rebecca Herman**
Deputy Editor: **Kama Einhorn**
Editorial Assistant: **Beth Sharkey**

SESAME WORKSHOP

President and Chief Executive Officer: **Gary E. Knell**
Chief Operating Officer: **H. Melvin Ming**
Executive Vice President, Creative: **Miranda Barry**
Executive Vice President, Education, Research, and Outreach: **Lewis Bernstein, Ph.D.**
Executive Vice President, Distribution: **Terry Fitzpatrick**
Executive Vice President, Chief Administrative Officer: **Susan Kolar**
Executive Vice President, International: **Daniel Victor**
Executive Vice President, Chief Marketing Officer: **Sherrie Rollins Westin**

ADVISORS

Kathleen Acord, Director of Education and Outreach, KQED
Emily Kirkpatrick, Vice President, National Center for Family Literacy (NCFL)
Cynthia Pearson, Manager, Business Resource Center, Child Care, Inc.
Delia Pompa, Vice-President of Education, National Council of La Raza